






Bridging the Gap Planned Accomplishments



Parameter **Value**
 Group By: Program
 Year: 2007
 Division: All
 Program: All
 Run Date: 10/04/2007

Color Definitions:

| | | |
|-------------------------------------------------------------------------------------|----------------------------------------|------------------------------------|
|  | Annual target has been met or exceeded | 15 accomplishment types are green |
|  | Annual target has not yet been met | 20 accomplishment types are yellow |
|  | Annual target will not be met | 3 accomplishment types are red |

| Program | Division | Project # | Project Name | Accomplishment | Unit of Measure | Work Plan Target | Q1 Total | Q2 Total | Q3 Total | Q4 Total | YTD Total |
|---------------------------------------------------------------------------|---------------------|-----------|------------------------------------------------|-------------------------------------------------------------------|-------------------------|------------------|----------|----------|----------|----------|-----------|
| Commuter Mobility | Traffic Management | TG356560 | Traffic Operations Spot Improvements - Signals | Electrical traffic control devices evaluated | Count | 75-100 | 35.00 | 72.00 | 77.00 | 0.00 | 184.00 |
| Commuter Mobility | Traffic Management | TG356560 | Traffic Operations Spot Improvements - Signals | Electrical traffic control devices installed, modified or removed | Count | 25-50 | 28.00 | 49.00 | 31.00 | 0.00 | 108.00 |
| Commuter Mobility | Traffic Management | TG356720 | Pedestrian Countdown Signals | Pedestrian countdown signals installed | Intersections | 15 | 17.00 | 0.00 | 8.00 | 0.00 | 25.00 |
| Commuter Mobility | Traffic Management | TG356570 | Traffic Operations Spot Improvements | Speed watch trailer deployed | Times | 65 | 0.00 | 22.00 | 19.00 | 0.00 | 41.00 |
| Commuter Mobility | Traffic Management | TG356570 | Traffic Operations Spot Improvements | Traffic control concerns evaluated | Count | 316 | 4.00 | 195.00 | 72.00 | 0.00 | 271.00 |
| Corridor and Intersection Improvements | Policy and Planning | TC366860 | Corridor Projects | Corridor project implemented | Count | 1 | 0.00 | 0.00 | 0.00 | 0.00 | 0.00 |
| Accomplishment type will be changed in 2008 to better reflect actual work | | | | | | | | | | | |
| Corridor and Intersection Improvements | Traffic Management | TC323860 | Collision Evaluation Program | High collision locations investigated | Count | 47 | 6.00 | 21.00 | 13.00 | 0.00 | 40.00 |
| Corridor and Intersection Improvements | Traffic Management | TC323130 | Left Turn Signals | Left turn improvements installed | Signalized Intersection | 5-8 | 1.00 | 2.00 | 1.00 | 0.00 | 4.00 |
| Corridor and Intersection Improvements | Traffic Management | TC323130 | Left Turn Signals | Left turn signal improvements evaluated | Intersections | 25-50 | 0.00 | 11.00 | 21.00 | 0.00 | 32.00 |

| Program | Division | Project # | Project Name | Accomplishment | Unit of Measure | Work Plan Target | Q1 Total | Q2 Total | Q3 Total | Q4 Total | YTD Total |
|----------------------------------------|-----------------------------------------|-----------|-----------------------------------------------|-----------------------------------------------|---------------------|------------------|----------|-------------------------------------------------|----------|----------|-----------|
| Corridor and Intersection Improvements | Traffic Management | TC323610 | New Traffic Signals | New signals installed | Count | 5-7 | 3.00 | 1.00 | 2.00 | 0.00 | 6.00 |
| Corridor and Intersection Improvements | Traffic Management | TC323610 | New Traffic Signals | New traffic signal requests evaluated | Count | 50-75 | 16.00 | 31.00 | 30.00 | 0.00 | 77.00 |
| Neighborhood Enhancements | Traffic Management | TC365770 | NSF/CRF Neighborhood Projects | Neighborhood project implemented | Count | 17 (70%) | 1.00 | 4.00 | 4.00 | 0.00 | 9.00 |
| | | | | | | | | Accomplishment type needs to be changed in 2008 | | | |
| Neighborhoods | Traffic Management | TG357110 | Safety Programs (incl safe routes to schools) | High collision locations designed for safety | Count | 5-10 | 0.00 | 4.00 | 8.00 | 0.00 | 12.00 |
| Neighborhoods | Traffic Management | TG357110 | Safety Programs (incl safe routes to schools) | High collision locations improved for safety | Count | 5-10 | 0.00 | 2.00 | 2.00 | 0.00 | 4.00 |
| Neighborhoods | Traffic Management | TG357110 | Safety Programs (incl safe routes to schools) | Left turns improved for safety | Signalized Location | 1 | 0.00 | 1.00 | 0.00 | 0.00 | 1.00 |
| Neighborhoods | Traffic Management | TG357110 | Safety Programs (incl safe routes to schools) | Walking routes to schools improved for safety | Number of Schools | 2-3 | 0.00 | 0.00 | 0.00 | 0.00 | 0.00 |
| Roads | Capital Projects and Roadway Structures | TC365440 | Arterial Asphalt and Concrete Program | Roads paved | Lane Miles | 26.3 | 0.00 | 8.45 | 18.59 | 0.00 | 27.04 |
| Sidewalk Maintenance | Street Maintenance | TC365120 | Sidewalk Safety Repair | Sidewalks repaired | Block Equivalent | 12 | 3.43 | 3.80 | 4.22 | 0.00 | 11.46 |
| Sidewalks and Pedestrian Facilities | Traffic Management | TC366480 | Sidewalk Development Program | Sidewalks built | Blocks | 13 | 2.00 | 1.00 | 5.00 | 0.00 | 8.00 |
| Signs and Markings | Traffic Management | TG355310 | Curb and Pavement Marking | Arterials restriped (plus edgelines) | Lane Line Miles | 1300 | 0.90 | 670.48 | 646.64 | 0.00 | 1318.02 |

| Program | Division | Project # | Project Name | Accomplishment | Unit of Measure | Work Plan Target | Q1 Total | Q2 Total | Q3 Total | Q4 Total | YTD Total |
|------------------------|-----------------------------------------|-----------|---------------------------------------------|-----------------------------------|--------------------|------------------|----------|----------|----------|----------|-----------|
| Signs and Markings | Traffic Management | TG356470 | Guardrail and Crash Cushion Rehabilitation | Crash cushions replaced | Count | 2 | 1.00 | 1.00 | 0.00 | 0.00 | 2.00 |
| Signs and Markings | Traffic Management | TG355310 | Curb and Pavement Marking | Crosswalks remarked | Count | 700 | 46.00 | 295.00 | 437.00 | 0.00 | 778.00 |
| Signs and Markings | Traffic Management | TG356470 | Guardrail and Crash Cushion Rehabilitation | Guardrail replaced | Linear feet | 3500 | 862.50 | 300.00 | 487.50 | 0.00 | 1650.00 |
| Signs and Markings | Traffic Management | TG355330 | Sign Evaluation and Replacement Program | Regulatory street signs replaced | Count | 3720-5580 (4-6%) | 1088.00 | 1174.00 | 1295.00 | 0.00 | 3557.00 |
| Signs and Markings | Traffic Management | TG357120 | School Zone Policy and Signage Improvements | Signage of school zones improved | Number of Schools | 25 | 0.00 | 0.00 | 24.00 | 0.00 | 24.00 |
| Signs and Markings | Traffic Management | TG355330 | Sign Evaluation and Replacement Program | Signs replaced within a corridor | Corridors | 5 | 0.00 | 0.00 | 1.00 | 0.00 | 1.00 |
| Signs and Markings | Traffic Management | TG355330 | Sign Evaluation and Replacement Program | Street name signs replaced | Intersections | 1020 (6%) | 353.00 | 104.00 | 308.00 | 0.00 | 765.00 |
| Structures Maintenance | Capital Projects and Roadway Structures | TG356820 | Bridge/Structure Maintenance | Bridge repair requests completed | Count | 100-150 | 31.00 | 85.00 | 32.00 | 0.00 | 148.00 |
| Structures Maintenance | Capital Projects and Roadway Structures | TG356820 | Stairway and Structures Maintenance | Stairways rehabilitated | Count | 3-5 | 0.00 | 2.00 | 3.00 | 0.00 | 5.00 |
| Traffic Signals | Traffic Management | TG355410 | Traffic Signals O&M | Signal beacon maintained | Count | 380 | 0.00 | 0.00 | 194.00 | 0.00 | 194.00 |
| Traffic Signals | Traffic Management | TG355410 | Traffic Signals O&M | Traffic control cabinets replaced | Count | Up to 20 | 1.00 | 2.00 | 2.00 | 0.00 | 5.00 |
| Traffic Signals | Traffic Management | TG355410 | Traffic Signals O&M | Traffic signals maintained | Maintenance Events | 1000 (All) | 27.00 | 15.00 | 340.00 | 0.00 | 382.00 |
| Trails and Bike Paths | Traffic Management | TC366760 | Bike Master Plan Implementation | Bike lanes and sharrows striped | Miles | 20 | 0.00 | 0.00 | 15.91 | 0.00 | 15.91 |

This accomplishment type will be removed from the 2008 work plan

| Program | Division | Project # | Project Name | Accomplishment | Unit of Measure | Work Plan Target | Q1 Total | Q2 Total | Q3 Total | Q4 Total | YTD Total |
|-----------------------------------------------------------------------------------------------------------------------------------------------------------------------------------|-------------------------------|-----------|---------------------------------|-----------------------------|-------------------|------------------|----------|----------|----------|----------|-----------|
| Trails and Bike Paths | Traffic Management | TC366760 | Bike Master Plan Implementation | Bike route signs installed | Count | 50 | 24.00 | 45.00 | 0.00 | 0.00 | 69.00 |
| Trails and Bike Paths | Traffic Management | TC366760 | Bike Master Plan Implementation | Bike trail built | Count | 3-5 | 0.00 | 1.00 | 0.00 | 0.00 | 1.00 |
| Segment of Duwamish Trail will be completed, but Burke Gilman extension will not be done in 2007 This accomplishment type will be edited in 2008 to better reflect actual work | | | | | | | | | | | |
| Trails and Bike Paths | Traffic Management | TC366890 | Trail Major Maintenance | Trail maintenance completed | Work Instructions | Up to 10 | 0.00 | 6.00 | 0.00 | 0.00 | 6.00 |
| Tree and Landscape Maintenance | Street Use and Urban Forestry | TG356810 | Arborist Services | Trees planted | Count | 500 | 201.00 | 4.00 | 0.00 | 0.00 | 205.00 |
| Tree and Landscape Maintenance | Street Use and Urban Forestry | TG356810 | Arborist Services | Trees pruned | Count | 2100 | 265.00 | 459.00 | 624.00 | 0.00 | 1432.00 |