

**Site Name**

**Street Number**

**Geographic Area**

**Industry**

**ORCA Enrollment**

Swedish Medical Center | Cherry Hill Aggregate

500 17th Ave

East Seattle

Health & Hospital

ORCA Business Passport

**Results**

**Survey Date**

October 3 - November 18, 2022

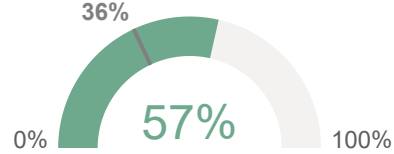
**Site Employees**

1,811

**Site Responses**

1034

**Response Rate vs Goal**



**Daily Commute GHG per Employee (Pounds of CO2)**

**15.0**

Geographic Area Avg.: 14.2 (+5.58%)

Industry Avg.: 10.0 (+50.9%)

**Annual Commute Greenhouse Gas Emissions (Metric Tons CO2)**

**3,342**

2020: 3,245 (+2.98%)

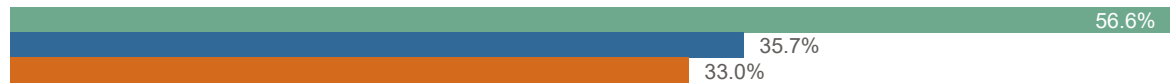
**New Trees Needed to Offset GHG\***

**55,697**

\*Source: EPA.gov GHG Equivalencies Calculator - Equiv. to 10 yrs CO<sub>2</sub> capture

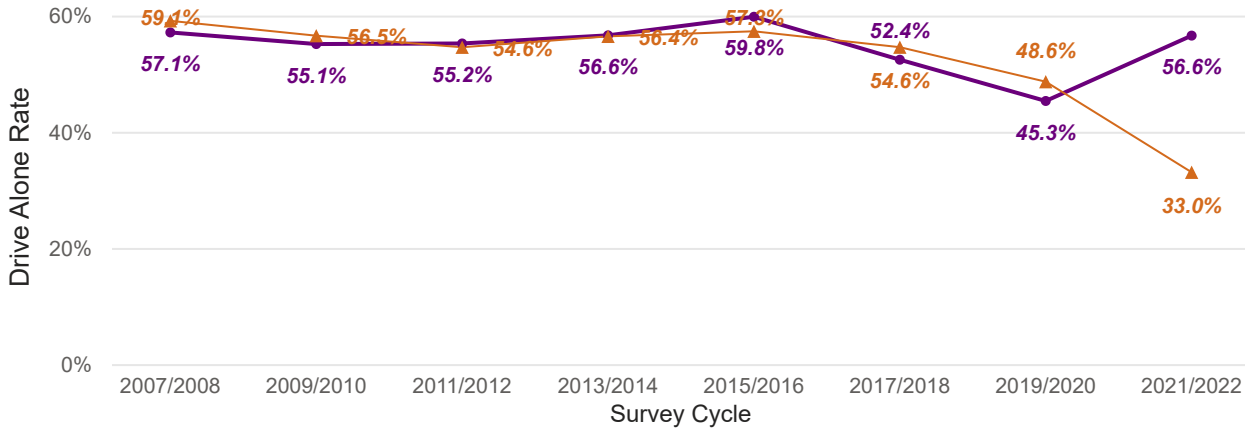
**Drive Alone Rate Comparison**

● Your Site ● Industry Average ● Geographic Area Average



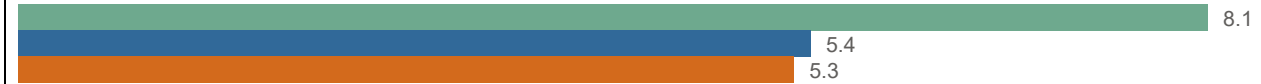
**Drive Alone Rate Over Time**

● Site Drive Alone Rate ● Geographic Area Average



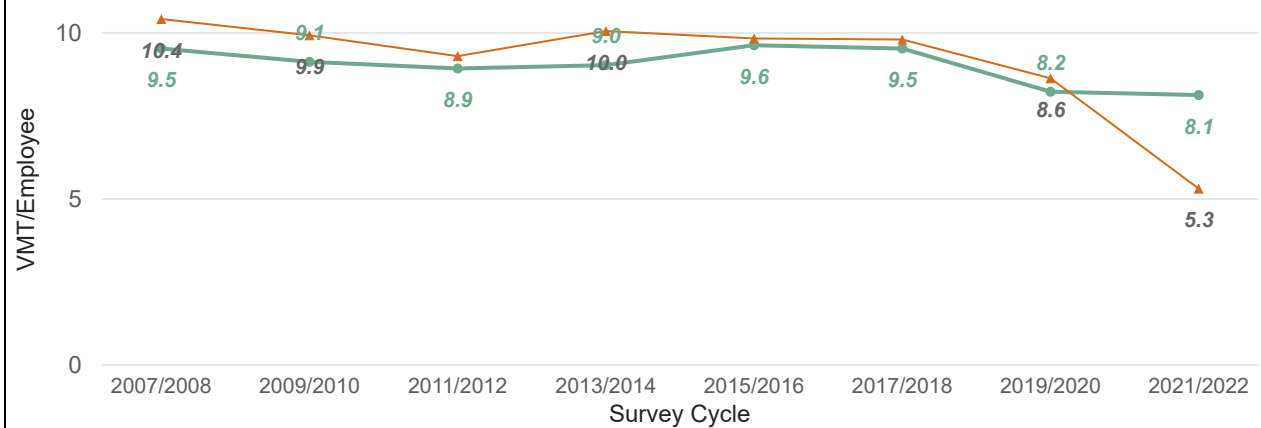
**Average Employee Miles Travelled Comparison (VMT)**

● Your Site ● Industry Average ● Geographic Area Average



**Average Employee Miles Travelled (VMT) Over Time**

● VMT/Employee ● Geographic Area Average



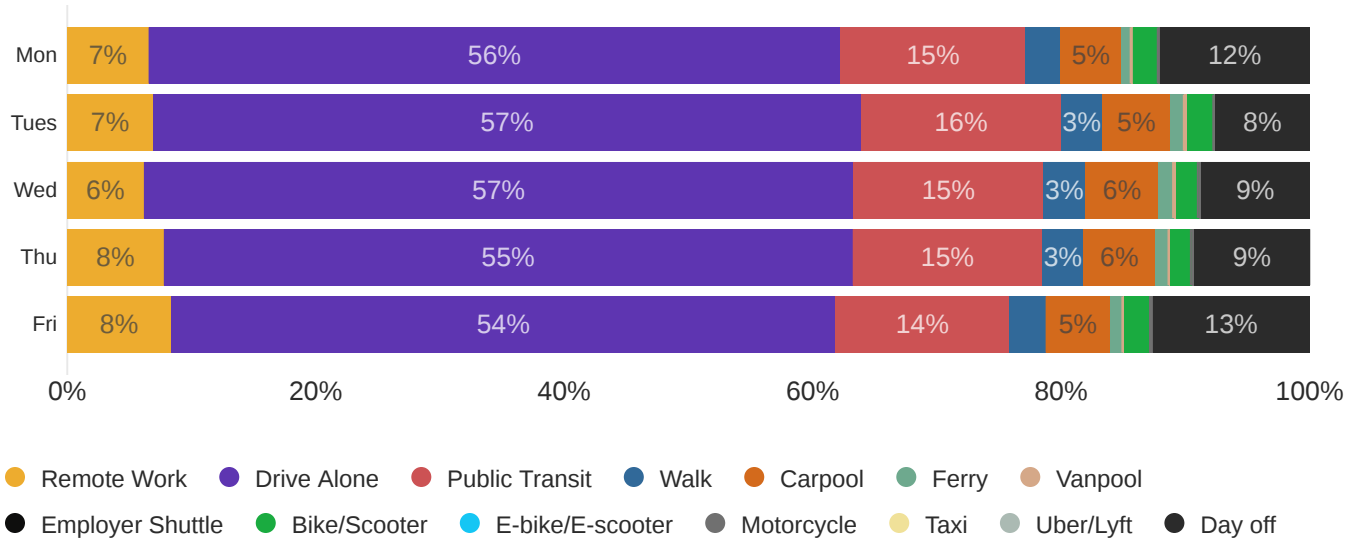
**How are your staff commuting to work?**



● Remote Work ● Drive Alone ● Public Transit ● Walk ● Carpool ● Ferry ● Vanpool ● Employer Shuttle ● Bike/Scooter ● E-Bike/E-Scooter ● Motorcycle ● Taxi ● Uber/Lyft ● Day Off (CWW)

## Day-by-Day, how are your staff commuting?

1057 Responses



## Average distance of your staff's commutes

\*Based on typical Wednesday mode

1021 Responses

